

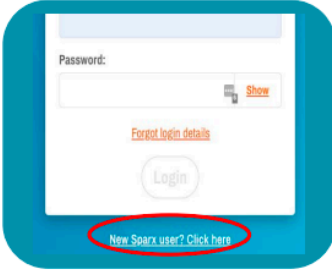
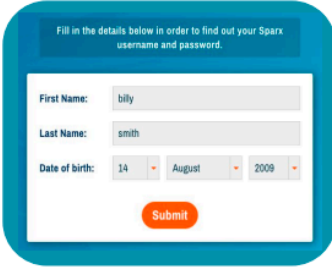
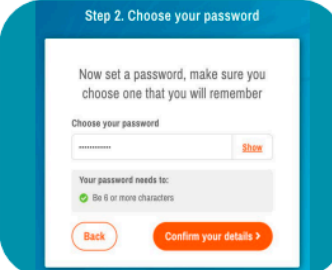
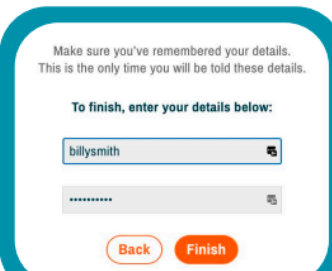
Maths: Parents' Guide to Sparx

What is the Maths homework?

The Maths homework is set on www.sparx.co.uk. Sparx homework is based on practising topics that have already been taught in class, using an algorithm to ensure that work is set at the correct level. The homework should take around an hour to complete every week, however the number of tasks will vary dependent on the topic.

How does it work? A Step by Step guide

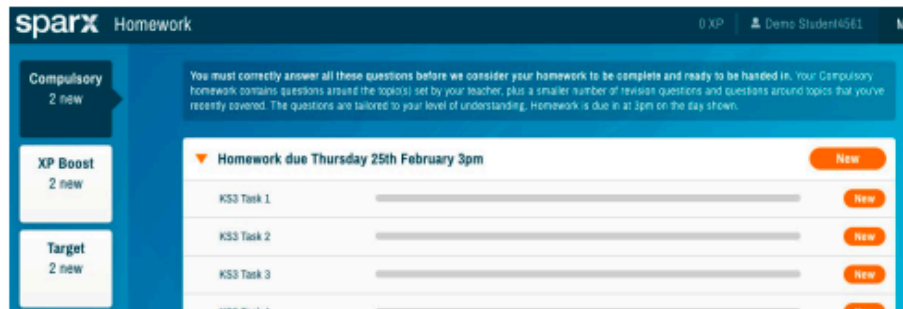
Student Guide to Logging In

1	Go to sparx.co.uk and click Log in	
2	Select Student Login	
3	Carefully select your school from the list	
4	Select New Sparx user	
5	Enter your: <ul style="list-style-type: none">• First Name• Last Name• Date of Birth	
6	Click Submit	
7	You will be prompted to set your own password. The password must be at least 6 characters long and you will need to remember it	
8	Confirm your username and password, and click Finish	
9	You can now log in to Sparx using your username and password	
10	If a password is lost, you can select the option to request a new password from your teacher	

Homework for Maths will be set and checked on a **Tuesday**.

- Sparx homework is tailored to your child and should offer the right level of challenge.
- Homework contains 3 elements: Compulsory, XP Boost and Target
- All questions in the Compulsory section must be answered correctly for the homework to be marked as complete.

- Each task bar will show as green when fully complete, all task bars must be fully green for complete homework. The percentage of homework complete will show on the menu page.
- You will receive a parent email each week to update you of your child's progress.



Why do we use this as homework?

Sparx enables pupils to practice topics learnt in class and consolidate their knowledge and understanding. Sparx is tailored to pupil's mathematical ability and is accessible for all pupils. It is noticeable that the very highest achievers are the ones with the most Sparx points.

Further information can be found in this video here:

https://f.hubspotusercontent30.net/hubfs/5530880/KB%20Resources%20Summer%202021/Parent%20video_v2.mp4

What to do if a student forgets their login?

If a student forgets their login information there are two ways in which they can get it

1. Their login details and passwords are displayed in their Roll Call areas in school so they can write this down.
2. Email: mpagett@henleybankhighschool.co.uk